



# EcoTec Mini Q

## The most economical Pellet Boiler on the market

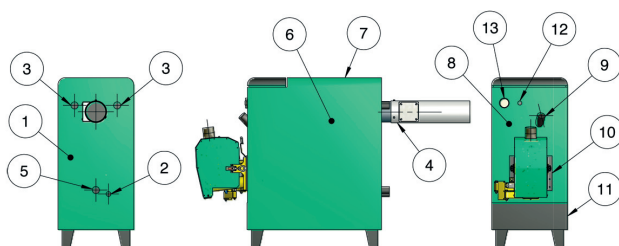
20 kW (Input 12-20kW)

25 kW (Input 20-25kW)

The Ecotec Mini Q is a charging boiler used in systems with an accumulator or buffer tank.

Solar panels are typically connected to this tank where the lower section is heated by the sun.

If solar panels are not used, the Mini Q charges a larger buffer very efficiently. The smaller water volume inside the boiler heats up rapidly before being stored in the buffer, which accumulates and stores the heat in its insulation, ready to be used when the heating circuits are active. The Mini Q holds only 55 litres of water in its own insulated store; this minimizes heat losses when idle.



1. Boiler back plate
2. Drain valve
3. Hot water connection
4. Chimney connection
5. Return water connection
6. Side plate
7. Top plate
8. Front plate
9. Inspection hole
10. Connection – burner
11. Removable ash drawer
12. Reset Overheat protection
13. Boiler temperature / System pressure

### Extra equipment:

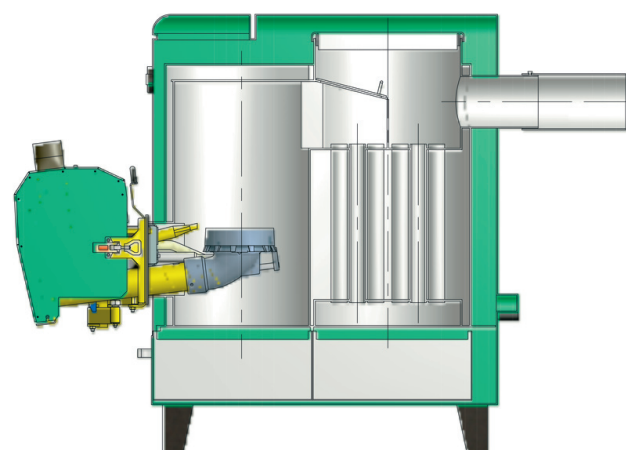
- EcoVac Mini ash vacuum
- Damper, depending on chimney draught
- Storage for pellets with feeder screw

The compact boiler is only around 1 meter tall, making it very easy to manage. Thanks to its design, the boiler provides a high level of efficiency, ensuring good fuel economy.

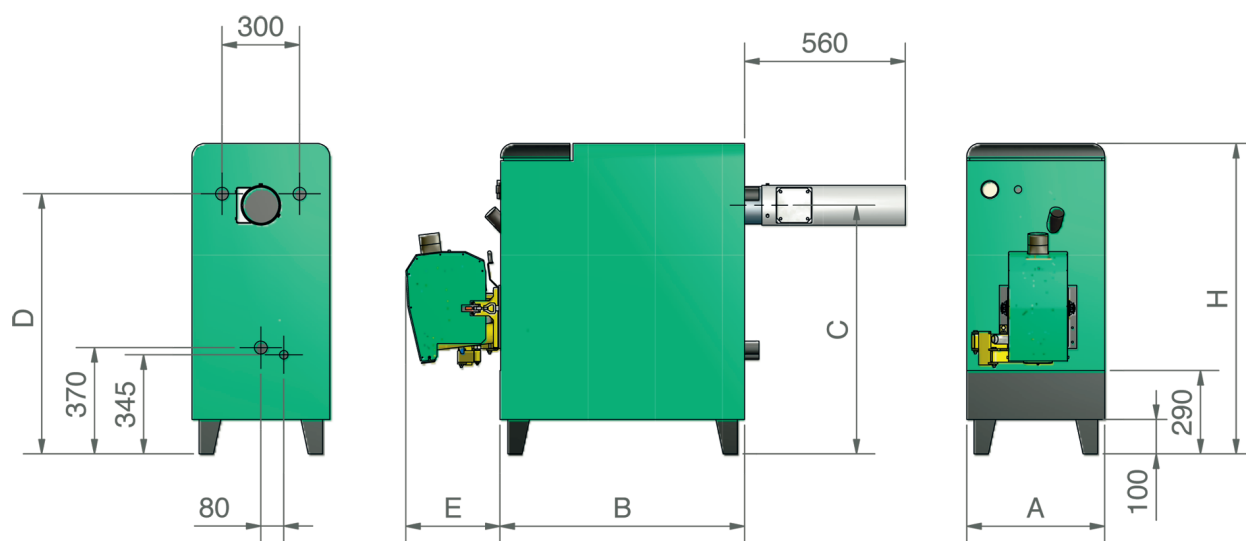
Combined with BioLine 20 or 25, which is one of the best and most popular burners on the market, this compact boiler:

- is highly economical
- is easy to service
- provides a high level of efficiency, ensuring good fuel economy
- requires minimal maintenance.

The boiler is together with BioLine 20 tested and approved by the Swedish Testing and Research Institute according to EN303-5, with a boiler efficiency level of at least 90%.



The large ash drawer means that the boiler only needs to be emptied of ash a few times a year, depending how often it is used.



Parameters	Unit	Boiler output [kW]	
		20	25
Required chimney draught	Pa	10 - 15	
Flue gas temperature	°C	140 - 180	
Boiler efficiency	%	Approx. 90	
Insulation	cm	5 - mineral wool	
Fuel type	-	Wood pellets	
Max. working pressure	MPa	0.25	
Max. water temperature	°C	95	
Chimney connection	mm	Ø 130	Ø 130
A	mm	480	480
B	mm	855	855
C	mm	860	910
D	mm	915	965
E	mm	380	380
H	mm	1080	1130
Incoming water	R"	1"	
Return water connection	R"	1"	
Drain valve	R"	1/2 "	
Boiler weight (excl. water)	kg	186	197
Boiler water volume	l	55	60

Delivered with a straight smoke pipe with an exit for a draught door.  
As an option: 90° smoke pipe and draught door.

EcoTec värmesystem AB, PO Box 2103,  
S-511 02 Skene, Sweden  
info@ecotec.net